

ISX Trading Indices of Sunday 27/10/2024

| | |
|------------------------------|----------------------|
| Traded Volume and OTC | 1,806,801,652 |
|------------------------------|----------------------|

| | |
|-----------------------------|----------------------|
| Traded Value and OTC | 3,520,284,592 |
|-----------------------------|----------------------|

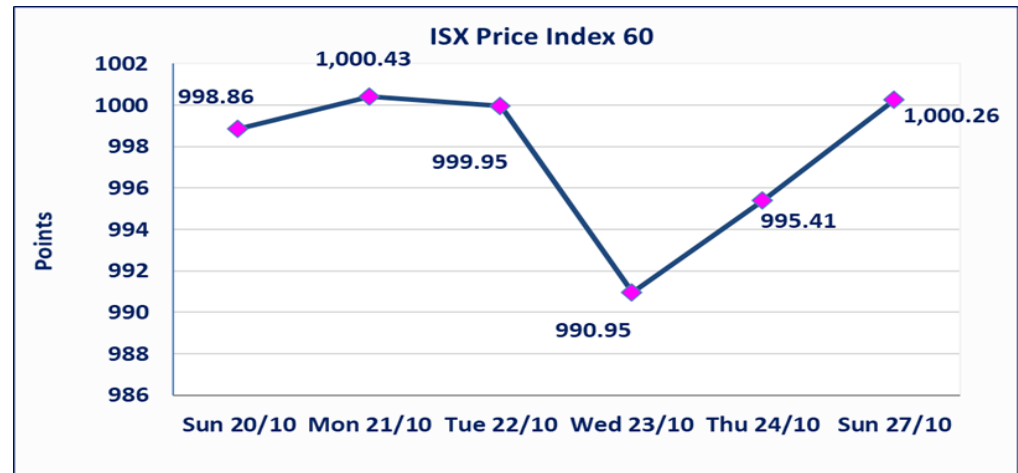
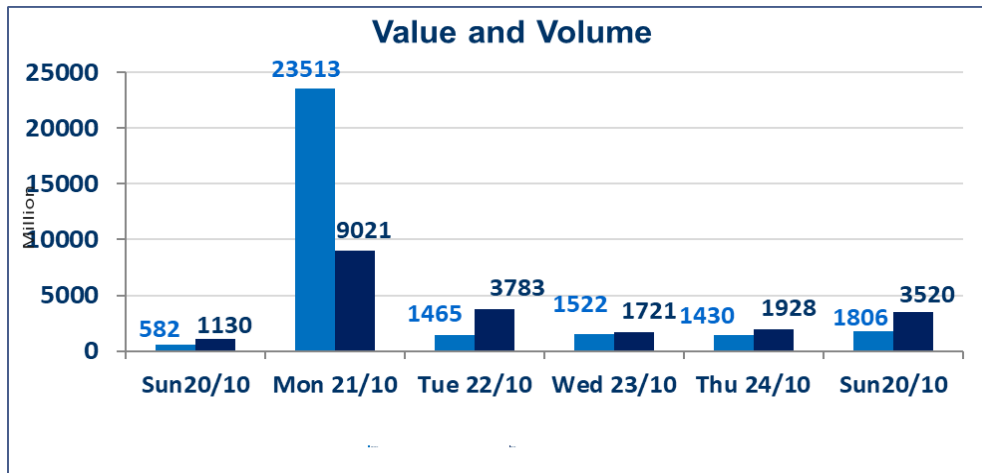
| | |
|----------------|--------------|
| Traders | 1,204 |
|----------------|--------------|

| | |
|-----------------------------|-----------------|
| ISX Index 60 | 1,000.26 |
| Previous ISX Index60 | 995.41 |
| Change % | 0.49 |
| Change | 4.85 |

| | |
|-----------------------------|-----------------|
| ISX Index 15 | 1,073.47 |
| Previous ISX Index15 | 1,066.86 |
| Change % | 0.62 |
| Change | 6.61 |

| | | | |
|--------------------------------|------------|------------|----------|
| Listed Companies | 104 | OTC | 6 |
| Traded Listed Companies | 47 | OTC | 1 |
| AGM Companies | 6 | | |
| Suspended Companies | 7 | | |

| | | | |
|--------------------------|-----------|------------|----------|
| Non Traded listed | 43 | OTC | 5 |
| Higher Companies | 20 | | |
| Lower Companies | 6 | | |



ISX top gaining and losing companies

Sunday 27/10/2024

Gainers

| Company Name | Closing Price | Change (%) | Traded Volume |
|---------------------------------|---------------|------------|---------------|
| National Furniture Industries | 1.560 | 20.00 | 2,872,485 |
| Babil Animal&vegetable Product | 1.730 | 14.57 | 2,000 |
| Sumer Commerical Bank | 0.090 | 12.50 | 10,600,000 |
| Al-Mosul for funfairs | 9.250 | 12.12 | 1,711,000 |
| National for Tourist Investment | 10.000 | 5.26 | 200,000 |

Losers

| Company Name | Closing Price | Change (%) | Traded Volume |
|-------------------------------|---------------|------------|---------------|
| Middle East Bank | 0.080 | -11.11 | 57,831,443 |
| Modern Construction Materials | 0.470 | -4.08 | 300,000 |
| Investment Bank of Iraq | 0.300 | -3.23 | 1,753,031 |
| Al-Ameen Estate Investment | 2.700 | -1.82 | 50,000 |
| Iraqi Islamic Bank | 1.550 | -0.64 | 18,937,323 |

The most active companies in term of traded volume and value

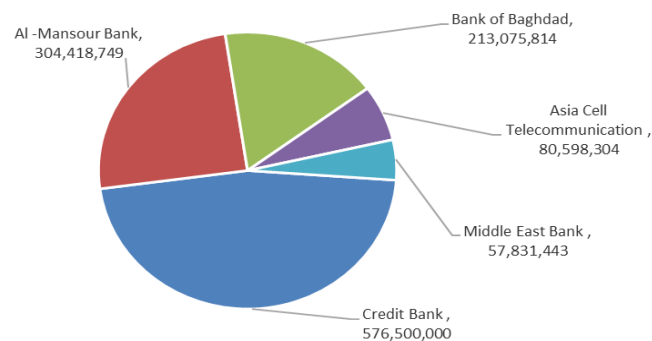
Traded Volume

| Company Name | Closing Price | Change (%) | Traded Volume |
|-----------------------------|---------------|------------|---------------|
| Credit Bank | 0.870 | 0.00 | 576,500,000 |
| Al -Mansour Bank | 1.910 | 0.00 | 304,418,749 |
| Bank of Baghdad | 3.490 | 1.75 | 213,075,814 |
| Asia Cell Telecommunication | 10.720 | 0.00 | 80,598,304 |
| Middle East Bank | 0.080 | -11.11 | 57,831,443 |

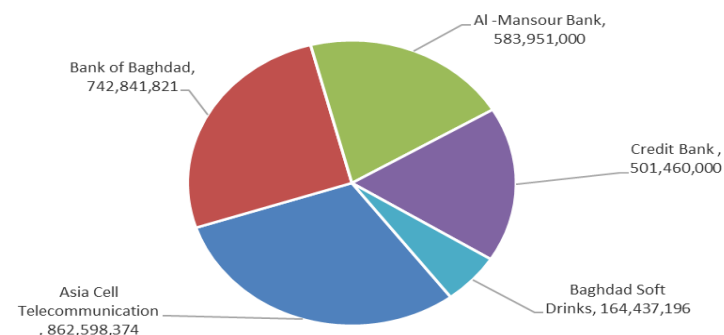
Traded Value

| Company Name | Closing Price | Change (%) | Traded Value |
|-----------------------------|---------------|------------|--------------|
| Asia Cell Telecommunication | 10.720 | 0.00 | 862,598,374 |
| Bank of Baghdad | 3.490 | 1.75 | 742,841,821 |
| Al -Mansour Bank | 1.910 | 0.00 | 583,951,000 |
| Credit Bank | 0.870 | 0.00 | 501,460,000 |
| Baghdad Soft Drinks | 4.150 | 0.24 | 164,437,196 |

Top Five by Volume



Top Five by Value



Regular Market Bulletin No (197)



| Company Name | Code | opening Price | highest price | lowest price | Average price | Prev Average price | Closing Price | prev closing price | change (%) | No.of Trades | Traded Volume | Traded Value |
|-----------------------------------|------|---------------|---------------|--------------|---------------|--------------------|---------------|--------------------|------------|--------------|--------------------|----------------------|
| Banks Sector | | | | | | | | | | | | |
| Ashur International Bank | BASH | 0.310 | 0.310 | 0.310 | 0.310 | 0.300 | 0.310 | 0.300 | 3.33 | 7 | 3,744,567 | 1,160,816 |
| Bank of Baghdad | BBOB | 3.430 | 3.500 | 3.420 | 3.490 | 3.390 | 3.490 | 3.430 | 1.75 | 144 | 213,075,814 | 742,841,821 |
| Cihan Islamic Bank | BCIH | 2.030 | 2.030 | 2.030 | 2.030 | 2.030 | 2.030 | 2.030 | 0.00 | 1 | 100,000 | 203,000 |
| Commercial Bank of Iraq | BCOI | 0.900 | 0.900 | 0.890 | 0.900 | 0.890 | 0.890 | 0.890 | 0.00 | 32 | 57,227,325 | 51,354,593 |
| Economy Bank | BEFI | 0.270 | 0.270 | 0.270 | 0.270 | 0.260 | 0.270 | 0.270 | 0.00 | 5 | 6,081,717 | 1,642,064 |
| Gulf Commercial Bank | BGUC | 0.330 | 0.330 | 0.330 | 0.330 | 0.330 | 0.330 | 0.330 | 0.00 | 13 | 48,000,000 | 15,840,000 |
| Investment Bank of Iraq | BIBI | 0.300 | 0.300 | 0.300 | 0.300 | 0.310 | 0.300 | 0.310 | -3.23 | 2 | 1,753,031 | 525,909 |
| Iraqi Islamic Bank | BIIB | 1.560 | 1.570 | 1.550 | 1.560 | 1.550 | 1.550 | 1.560 | -0.64 | 23 | 18,937,323 | 29,542,503 |
| Middle East Bank | BIME | 0.090 | 0.090 | 0.080 | 0.080 | 0.090 | 0.080 | 0.090 | -11.11 | 8 | 57,831,443 | 4,626,517 |
| Kurdistan International Bank | BKUI | 0.900 | 0.900 | 0.900 | 0.900 | 0.900 | 0.900 | 0.900 | 0.00 | 2 | 9,296,250 | 8,366,625 |
| Mosul Bank For Investment | BMFI | 0.160 | 0.160 | 0.160 | 0.160 | 0.160 | 0.160 | 0.160 | 0.00 | 2 | 10,000,000 | 1,600,000 |
| Al -Mansour Bank | BMNS | 1.910 | 1.930 | 1.910 | 1.920 | 1.890 | 1.910 | 1.910 | 0.00 | 116 | 304,418,749 | 583,951,000 |
| National Bank of Iraq | BNOI | 2.840 | 2.920 | 2.840 | 2.900 | 2.830 | 2.900 | 2.840 | 2.11 | 55 | 25,869,193 | 74,950,380 |
| Sumer Commerical Bank | BSUC | 0.090 | 0.090 | 0.090 | 0.090 | 0.080 | 0.090 | 0.080 | 12.50 | 12 | 10,600,000 | 954,000 |
| Total Of Banks Sector | | | | | | | | | | 422 | 766,935,412 | 1,517,559,226 |
| Telecommunication Sector | | | | | | | | | | | | |
| Asia Cell Telecommunication | TASC | 10.720 | 10.720 | 10.670 | 10.700 | 10.720 | 10.720 | 10.720 | 0.00 | 244 | 80,598,304 | 862,598,374 |
| Al-Khatem Telecoms | TZNI | 2.400 | 2.400 | 2.400 | 2.400 | 2.400 | 2.400 | 2.400 | 0.00 | 2 | 2,113,075 | 5,071,380 |
| Total Of Telecommunication | | | | | | | | | | 246 | 82,711,379 | 867,669,754 |
| Services Sector | | | | | | | | | | | | |
| Baghdad -Iraq Transportatio | SBPT | 64.000 | 67.000 | 64.000 | 66.260 | 63.490 | 66.000 | 65.000 | 1.54 | 13 | 372,000 | 24,647,000 |
| Kharkh Tour Amuzement Cit | SKTA | 4.500 | 4.550 | 4.500 | 4.520 | 4.500 | 4.550 | 4.500 | 1.11 | 4 | 919,669 | 4,158,511 |
| Al-Mosul for funfairs | SMOF | 8.250 | 9.250 | 8.250 | 8.250 | 8.250 | 9.250 | 8.250 | 12.12 | 3 | 1,711,000 | 14,116,750 |
| Total Of Services Sector | | | | | | | | | | 20 | 3,002,669 | 42,922,261 |
| Industry Sector | | | | | | | | | | | | |
| Baghdad Soft Drinks | IBSD | 4.140 | 4.150 | 4.120 | 4.130 | 4.130 | 4.150 | 4.140 | 0.24 | 61 | 39,841,680 | 164,437,196 |
| Iraqi Carton Manufacturies | IICM | 2.300 | 2.400 | 2.300 | 2.330 | 2.340 | 2.400 | 2.310 | 3.90 | 5 | 150,000 | 350,000 |
| Iraqi Engineering Works | IIEW | 8.990 | 8.990 | 8.990 | 8.990 | 8.980 | 8.990 | 8.990 | 0.00 | 1 | 10,000 | 89,900 |
| Iraqi For Tufted Carpets | IITC | 15.810 | 16.500 | 15.810 | 16.140 | 15.790 | 16.500 | 15.790 | 4.50 | 6 | 253,360 | 4,088,122 |
| Al-Kindi of Veterinary Vaccin | IKLV | 2.610 | 2.610 | 2.600 | 2.600 | 2.500 | 2.600 | 2.510 | 3.59 | 2 | 1,300,000 | 3,383,000 |
| Al-Mansour Pharmaceutical | IMAP | 2.540 | 2.540 | 2.500 | 2.530 | 2.520 | 2.540 | 2.540 | 0.00 | 26 | 3,801,027 | 9,614,609 |
| Modern Sewing | IMOS | 8.800 | 8.800 | 8.800 | 8.800 | 8.660 | 8.800 | 8.800 | 0.00 | 1 | 5,115 | 45,012 |
| Ready Made Clothes | IRMC | 3.680 | 3.710 | 3.650 | 3.690 | 3.650 | 3.650 | 3.650 | 0.00 | 14 | 615,987 | 2,274,982 |
| Total Of Industry Sector | | | | | | | | | | 116 | 45,977,169 | 184,282,821 |
| Hotels Sector | | | | | | | | | | | | |
| Babylon Hotel | HBAY | 102.000 | 102.000 | 102.000 | 102.000 | 102.000 | 102.000 | 102.000 | 0.00 | 1 | 10,769 | 1,098,438 |
| Ishtar Hotel | HISH | 10.000 | 10.100 | 9.800 | 9.980 | 9.760 | 10.000 | 9.770 | 2.35 | 55 | 7,122,326 | 71,066,893 |
| National for Tourist Investm | HNTI | 10.000 | 10.000 | 10.000 | 10.000 | 9.500 | 10.000 | 9.500 | 5.26 | 1 | 200,000 | 2,000,000 |
| Al-Sadeer Hotel | HSAD | 27.000 | 27.000 | 27.000 | 27.000 | 27.000 | 27.000 | 27.000 | 0.00 | 2 | 86,269 | 2,329,263 |
| Total Of Hotels Sector | | | | | | | | | | 59 | 7,419,364 | 76,494,594 |

Regular Market Bulletin No (197)



| Company Name | Code | opening Price | highest price | lowest price | Average price | Prev Average price | Closing Price | prev closing price | change (%) | No.of Trades | Traded Volume | Traded Value |
|------------------------------------|------|---------------|---------------|--------------|---------------|--------------------|---------------|--------------------|------------|--------------|---------------|---------------|
| Agriculture Sector | | | | | | | | | | | | |
| Babil Animal&vegetable Pro | ABAP | 1.730 | 1.730 | 1.730 | 1.730 | 1.510 | 1.730 | 1.510 | 14.57 | 1 | 2,000 | 3,460 |
| Iraqi for Seed Production | AISP | 9.400 | 9.420 | 9.300 | 9.360 | 9.320 | 9.350 | 9.380 | -0.32 | 109 | 14,311,479 | 133,890,505 |
| Middle East for Production- | AMEF | 7.500 | 7.500 | 7.500 | 7.500 | 7.500 | 7.500 | 7.500 | 0.00 | 2 | 417,391 | 3,130,433 |
| Total Of Agriculture Sector | | | | | | | | | | 112 | 14,730,870 | 137,024,398 |
| Total Of Regular | | | | | | | | | | 975 | 920,776,863 | 2,825,953,052 |

Non Regular Market Bulletin No (196)

| Company Name | Code | opening Price | highest price | lowest price | Average price | Prev Average price | Closing Price | prev closing price | change (%) | No.of Trades | Traded Volume | Traded Value |
|---------------------------------|------|---------------|---------------|--------------|---------------|--------------------|---------------|--------------------|------------|--------------|---------------|--------------|
| Banks Sector | | | | | | | | | | | | |
| International Islamic Bank | BINT | 0.290 | 0.290 | 0.290 | 0.290 | 0.290 | 0.290 | 0.290 | 0.00 | 1 | 100,000 | 29,000 |
| Al Janoob Islamic Bank Invest | BJAB | 0.940 | 0.940 | 0.940 | 0.940 | 0.900 | 0.940 | 0.940 | 0.00 | 6 | 2,080,000 | 1,955,200 |
| Credit Bank | BROI | 0.870 | 0.880 | 0.860 | 0.870 | 0.870 | 0.870 | 0.870 | 0.00 | 32 | 576,500,000 | 501,460,000 |
| Total Of Banks Sector | | | | | | | | | | 39 | 578,680,000 | 503,444,200 |
| Services Sector | | | | | | | | | | | | |
| Al-Ameen Estate Investment | SAEI | 2.700 | 2.700 | 2.700 | 2.700 | 2.750 | 2.700 | 2.750 | -1.82 | 1 | 50,000 | 135,000 |
| Total Of Services Sector | | | | | | | | | | 1 | 50,000 | 135,000 |
| Industry Sector | | | | | | | | | | | | |
| Fallujah for construction Ma | IFCM | 3.390 | 3.390 | 3.390 | 3.390 | 3.390 | 3.390 | 3.390 | 0.00 | 7 | 1,795,000 | 6,085,050 |
| National Furniture Industries | IHFI | 1.330 | 1.560 | 1.330 | 1.410 | 1.300 | 1.560 | 1.300 | 20.00 | 12 | 2,872,485 | 4,037,739 |
| Total Of Industry Sector | | | | | | | | | | 19 | 4,667,485 | 10,122,789 |
| Hotels Sector | | | | | | | | | | | | |
| Ashour Hotel | HASH | 25.000 | 27.000 | 25.000 | 25.010 | 27.000 | 27.000 | 27.000 | 0.00 | 2 | 261,431 | 6,538,637 |
| Total Of Hotels Sector | | | | | | | | | | 2 | 261,431 | 6,538,637 |
| Total of Non Regular | | | | | | | | | | 61 | 583,658,916 | 520,240,626 |

Undisclosed Platform Companies Bulletin (197)

| Company Name | Code | opening Price | highest price | lowest price | Average price | Prev Average price | Closing Price | prev closing price | change (%) | No.of Trades | Traded Volume | Traded Value |
|---------------------------------|------|---------------|---------------|--------------|---------------|--------------------|---------------|--------------------|------------|--------------|---------------|---------------|
| Industry Sector | | | | | | | | | | | | |
| Electronic Industries | IELI | 1.350 | 1.390 | 1.350 | 1.390 | 1.340 | 1.390 | 1.330 | 4.51 | 31 | 22,888,145 | 31,754,122 |
| Al-Hilal Industries | IHLI | 1.810 | 1.810 | 1.810 | 1.810 | 1.730 | 1.810 | 1.730 | 4.62 | 9 | 10,390,000 | 18,805,900 |
| Modern Construction Mater | IMCM | 0.470 | 0.470 | 0.470 | 0.470 | 0.490 | 0.470 | 0.490 | -4.08 | 2 | 300,000 | 141,000 |
| National Chemical &Plastic | INCP | 2.190 | 2.240 | 2.190 | 2.230 | 2.120 | 2.240 | 2.140 | 4.67 | 15 | 2,240,000 | 4,992,500 |
| The Light Industries | ITLI | 0.960 | 0.960 | 0.960 | 0.960 | 0.920 | 0.960 | 0.920 | 4.35 | 14 | 18,380,000 | 17,644,800 |
| Total Of Industry Sector | | | | | | | | | | 71 | 54,198,145 | 73,338,322 |
| Hotels Sector | | | | | | | | | | | | |
| Palestine Hotel | HPAL | 19.000 | 19.000 | 19.000 | 19.000 | 18.480 | 19.000 | 18.500 | 2.70 | 3 | 150,000 | 2,850,000 |
| Total Of Hotels Sector | | | | | | | | | | 3 | 150,000 | 2,850,000 |
| Total of Undisclosed | | | | | | | | | | 74 | 54,348,145 | 76,188,322 |
| Grand Total | | | | | | | | | | 1,110 | 1,558,783,924 | 3,422,382,000 |

Iraq Stock Exchange not trading companies of Sunday 27/10/2024

| Company Names | Code | Previous Average Price | Closing Price |
|--|------|------------------------|---------------|
| Banking Sector | | | |
| Asia Al Iraq Islamic Bank | BAIB | 0.900 | 0.900 |
| Elaf Islamic Bank | BELF | 0.460 | 0.460 |
| National Islamic Bank | BNAI | 0.570 | 0.570 |
| Al-Taif Islamic Bank | BTIB | 0.750 | 0.750 |
| Union Bank of Iraq | BUOI | 0.200 | 0.200 |
| Insurance Sector | | | |
| Al-Ameen for Insurance | NAME | 0.920 | 0.920 |
| Gulf Insurance | NGIR | 0.340 | 0.350 |
| Dar Al-Salam for Insurance | NDSA | 0.780 | 0.780 |
| Services Sector | | | |
| Rehab Karbala company | HKAR | 0.400 | 0.400 |
| Al-Nukhba for construction | SNUC | 0.660 | 0.660 |
| Industry Sector | | | |
| Al -Khazer Road for Construction Materials | IKHC | 2.500 | 2.500 |
| Metallic Industries and Bicycles | IMIB | 2.350 | 2.350 |
| Hotels Sector | | | |
| Tourist Village of Mosul dam | HTVM | 8.500 | 8.500 |
| Al-Mansour Hotel | HMAN | 41.000 | 41.000 |
| Baghdad Hotel | HBAG | 12.000 | 12.000 |
| Agriculture Sector | | | |
| Al-Ahlyia agricultural production | AAHP | 0.950 | 0.950 |
| Iraqi Agricultural Products | AIRP | 19.000 | 19.000 |
| Company Names | Code | Previous Average Price | Closing Price |
| Banks Sector | | | |
| Al Anssari Islamic Bank | BANS | 1.000 | 1.000 |
| World Islamic Bank | BWOR | 1.000 | 1.000 |
| International Development Bank | BIDB | 1.000 | 1.000 |
| Al-Qurtas Islamic Bank | BQUR | 1.000 | 1.000 |
| Al- Qabidh Islamic Bank | BQAB | 0.240 | 0.240 |
| AL- Mashreq al-Arabi Islamic Bank | BAMS | - | - |
| Trust International Islamic Bank | BTRU | 0.750 | 0.750 |
| Region Trade Bank | BRTB | 1.000 | 1.000 |
| Iraq Noor Islamic Bank | BINI | 0.450 | 0.450 |
| Al Attaa Islamic Bank | BLAD | 0.130 | 0.130 |
| Erbil Bank | BERI | 0.110 | 0.110 |
| Trans Iraq Bank for Investment | BTRI | 0.490 | 0.490 |
| Al Mustashar Bank | BMUI | 1.000 | 1.000 |

| Company Names | Code | Previous Average Price | Closing Price |
|-----------------------------------|------|------------------------|---------------|
| Insurance Sector | | | |
| Al -Hamraa Insurance | NHAM | 0.760 | 0.760 |
| Alahliya For Insurance | NAHF | 0.670 | 0.670 |
| Investment Sector | | | |
| AL-Wiaam for Financial Investment | VWIF | 0.280 | 0.280 |
| Al-Ameen for Financial Investment | VAMF | 1.000 | 1.000 |
| Services Sector | | | |
| Ibdaa Al-Sharq Al-Awsat | SIBD | 1.000 | 1.000 |
| Industry Sector | | | |
| Modern chemical industries | IMCI | 100.000 | 100.000 |
| Baghdad for Packing Materials | IBPM | 2.800 | 2.800 |
| Hotels Sector | | | |
| Ashour Hotel | HASH | 26.300 | 26.500 |
| Agriculture Sector | | | |
| Al-Ribas for Poultry and Fodder | AREB | - | - |
| Company Names | Code | Previous Average Price | Closing Price |
| Banks Sector | | | |
| United Bank | BUND | 0.070 | 0.070 |
| Services Sector | | | |
| General Transportation | SIGT | 0.920 | 0.920 |
| AL-Badia for General Trans | SBAG | 0.550 | 0.550 |
| Investment Sector | | | |
| AL- Batek Investment | VBAT | 0.390 | 0.390 |
| Investment Sector | | | |
| Modern for Animal Production | AMAP | 0.490 | 0.480 |

Non Iraqi Trading of Regular Market (Buy)

| Company Names | Code | No.of trades | Traded Shares | Trading Volume |
|---------------------------------------|------|--------------|-------------------|--------------------|
| Telecommunication Sector | | | | |
| Asia cell | TASC | 203 | 70,000,000 | 749,173,465 |
| Total Telecommunication sector | | 203 | 70,000,000 | 749,173,465 |
| Grand Total | | 203 | 70,000,000 | 749,173,465 |

Non Iraqi Trading of Regular Market (Sell)

| Company Names | Code | No.of trades | Traded Shares | Trading Volume |
|------------------------------|------|--------------|-------------------|--------------------|
| Banks Sector | | | | |
| Bank Of Baghdad | BBOB | 10 | 6,750,000 | 23,222,500 |
| National Bank Of Iraq | BNOI | 6 | 2,500,000 | 7,195,000 |
| Al-Mansour Bank | BMNS | 26 | 66,541,477 | 127,679,636 |
| Total Bank sector | | 42 | 75,791,477 | 158,097,136 |
| Industry Sector | | | | |
| Baghdad Soft Drinks | IBSD | 7 | 4,000,000 | 16,520,000 |
| Total Industry sector | | 7 | 4,000,000 | 16,520,000 |
| Grand Total | | 49 | 79,791,477 | 174,617,136 |

Non Iraqi Trading of Second Market (BUY)

| Company Names | Code | No. of trades | Traded Volume | Traded Value |
|--------------------------|------|---------------|------------------|------------------|
| Banks Sector | | | | |
| Al Janoob Islamic Bank | BJAB | 3 | 1,500,000 | 1,410,000 |
| Total Bank sector | | 3 | 1,500,000 | 1,410,000 |
| Grand Total | | 3 | 1,500,000 | 1,410,000 |

Non Iraqi Trading of Second Market (Sell)

| Company Names | Code | No.of trades | Traded Shares | Trading Volume |
|------------------------------|------|--------------|----------------|----------------|
| Industry sector | | | | |
| House Household furniture | IHFI | 1 | 200,000 | 310,000 |
| Total Industry sector | | 1 | 200,000 | 310,000 |
| Grand Total | | 1 | 200,000 | 310,000 |

Non Iraqi Trading of Undisclosed Platform (Sell)

| Company Names | Code | No.of trades | Traded Shares | Trading Volume |
|-------------------------------|------|--------------|----------------|----------------|
| Industry Sector | | | | |
| Modern Construction Materials | IMCM | 1 | 299,000 | 140,530 |
| Total Industry sector | | 1 | 299,000 | 140,530 |
| Grand Total | | 1 | 299,000 | 140,530 |

Iraq Stock Exchange

Sunday 27/10/2024



OTC Trading Bulletin

| Company Name | Code | highest price | lowest price | Average price | No.of Trades | Traded Volume | Traded Value |
|-----------------------|------|---------------|--------------|---------------|--------------|---------------|--------------|
| Banks Sector | | | | | | | |
| Al-Warka Bank | BWAI | 0.410 | 0.380 | 0.390 | 94 | 248,017,728 | 97,902,592 |
| Total Of Banks Sector | | | | | 94 | 248,017,728 | 97,902,592 |
| Total | | | | | 94 | 248,017,728 | 97,902,592 |

Not Trading OTC Companies

| Company Name | Code | Previous Average price |
|-----------------------|------|------------------------|
| Karmal Brokerage | FKSX | 10.000 |
| Rabee Securities | FRSE | 10.000 |
| Al-Sanam Islamic Bank | BSAN | — |

Not Trading Bonds Bulletin

| Bond type | Publish type | Code | last trading price | immortilize date |
|---------------------------|--------------|------|--------------------|------------------|
| Banaa Bonds / million ID | First | CB10 | 1030000 | 12/10/2025 |
| Banaa Bonds / million ID | second | CB20 | 964981 | 19/12/2025 |
| Amara Bonds /500 thousand | First | CB25 | — | 10/09/2025 |
| Amara Bonds /Million ID | First | CB30 | 984000 | 10/09/2027 |
| Amara Bonds /500 thousand | Second | CB35 | — | — |
| Amara Bonds /Million ID | Second | CB40 | — | — |
| Amara Bonds /500 thousand | Third | CB45 | — | — |
| Amara Bonds /Million ID | Third | CB50 | — | — |

Iraq Stock Exchange Suspended Companies

| | | |
|--|------------|--|
| Al-Rajih Islamic Bank (BRAJ) | 19/09/2021 | The trading suspended for not produce the Annual disclosure for 2020 at closing price (1.000) ID. |
| North Bank (BNOR) | 31/10/2022 | The trading suspended by ISC decision at closing price (0.070) ID. |
| Zain Al-Iraq Islamic Bank | 11/08/2024 | The trading suspended by ISC decision at closing price (0.340) ID. Because the bank under guardianship |
| Bain Al-Nahrain Financial Investment(VMES) | 26/08/2024 | The trading suspended by ISC decision at closing price (0.900) ID. |
| Al-Zawraa for Finanical Investment(VZAF) | 26/08/2024 | The trading suspended by ISC decision at closing price (0.180) ID. |
| Alkhair for financial Investment(VKHF) | 26/08/2024 | The trading suspended by ISC decision at closing price (0.220) ID. |
| Babylon Bank (BBAY) | 25/09/2024 | The trading suspended by ISC decision at closing price (0.060) ID. |

Iraq Stock Exchange News of listed companies Sunday 27/10/2024

| Companies News | |
|--|---|
| Ready Made Clothes (IRMC) | General Assembly Meeting will be hold on Thursday 31/10/2024 at the Iraqi Islamic Bank hall to discuss financial statement of 2023 , cash dividend . Trading has been suspend on Monday 28/11/2024 . |
| National Chemical &Plastic (INCP) | General Assembly Meeting will be hold on Sunday 3/11/2024 at the company to elect 4 new members of Administration council . Trading has been suspend on Tuesday 29/10/2024 . |
| Trust International Islamic Bank(BTRU) | General Assembly Meeting will be hold onTuesday 5/11/2024 at the company to discuss financial statement of 2023 , discuss the deficit,elect 7 new members of Administration council . Trading has been suspend on Thursday 31/10/2024 . |
| Bain Al-Nahrain Financial Investment(VMES) | General Assembly Meeting will be hold on Thursday 7/11/2024 at the company to discuss financial statement of 2022, 2023 , treat the deficit .discuss the central Bank letter withdrew the permission and take the suitable decsion . The company suspended by ISC decision from 26/8/2024 . |
| National Islamic Bank(BNAI) | General Assembly Meeting will be hold on Satruday 9/11/2024 at the company to elect 7 new members of Administration council . Trading has been suspend on Tuesday 5/11/2024 . |
| Al-Taif Islamic Bank (BTIB) | General Assembly Meeting will be hold on Tuesday 12/11/2024 at the company to discuss increasing in bank capital from (250) billion to (300) billion according to subscription . Trading has been suspend on Thursday 7/11/2024 . |
| Cihan Islamic Bank (BCIH) | General Assembly Meeting will be hold on Friday 15/11/2024 at the Company to discuss financial statement of 2023, increasing in company capital according to first& second/55 from (355) billion to (400) billion, cash dividend . Trading has been suspend on Tuesday 12/12/2024 . |
| Ibdaa Al-Sharq Al-Awsat (SIBD) | General Assembly Meeting will be hold on Wednesday 20/11/2024 at the Iraqi Middle East Bank to discuss financial statement of 2023 , cash dividend . Trading has been suspend on Tuesday 17/11/2024 . |
| Al-Nukhba for construction(SNUC) | General Assembly Meeting will be hold on Sunday 24/11/2024 at the oil cultural center to discuss financial statement of 2023 ,discuss the surplus and immortalize the deficit (139.952.933) , elect new board of Administration . Trading has been suspend on Tuesday 17/11/2024 . |
| Al-Ahlyia agricultural production (AAHP) | General Assembly Meeting will be hold on Monday 25/11/2024 at the company to discuss financial statement of 2024 , discuss thedeficit . Trading has been suspend on Monday 18/11/2024 . |
| Asia Al Iraq Islamic Bank (BAIB) | General Assembly Meeting will be hold on Tuesday 26/11/2024 at the company to discuss financial statement of 2023 , cash dividend . Trading has been suspend on Tuesday 19/11/2024 . |
| Electronic Industries (IELI) | General Assembly Meeting will be hold on Thursday 28/11/2024 at the oil cultural center to discuss financial statement of 2017,2018,2019 , treat the deficit ,elect 4 new members of Administration council . Trading has been suspend on Monday 25/11/2024 . |
| Al-Mansour Pharmaceuticals (IMAP) | General Assembly Meeting will be hold on Monday 2/12/2024 at the Company to discuss financial statement of 2023, increasing in company capital from (16) billion to (20) billion according to subscription . Trading has been suspend on Wednesday 27/11/2024 . |
| Kharkh Tour Amuzement City (SKTA) | General Assembly Meeting will be hold on Sunday 8/12/2024 at the Company to discuss financial statement of 2023, increasing in company capital according to fourth /55, cash dividend . Trading has been suspend on Tuesday 3/12/2024 . |
| Modern chemical industries(IMCI) | General Assembly Meeting will be hold on Sunday 15/12/2024 at the National Islamic Bank Hall to discuss financial statement of 2023 , discuss theloses . Trading has been suspend on Monday 9/12/2024 . |
| out of trading | |
| Iraqi Land Transport (SILT) | General Assembly Meeting will be hold on Wednesday 6/3/2024 at the Trade Ministry VIP Hall to resign the current board of Administration and elect new five board of Administration .Trading has been suspend on Sunday 3/3/2024. |
| Agricultural Products Meat (AIPM) | General Assembly Meeting will be hold on Monday 21/10/2024 at the Iraqi Economic Community hall to elect new four board of Administration . Trading has been suspend on Wednesday 9/10/2024 . |
| Ameen Al Iraq Islamic Bank (BAME) | General Assembly Meeting will be hold on Tuesday 15/10/2024 at the companyl to discuss financial statement of 2023 , cash dividend , increasing in company capital according to subscription . Trading has been suspend on Thursday 10/10/2024 . |
| Arabiya Islamic Bank (BAAI) | General Assembly Meeting will be hold on Satruday 19/10/2024 at the Erbil, Erbil International Hotel to discuss financial statement of 2023 , discuss the deficit . Trading has been suspend on Tuesday 15/10/2024 . |
| Rehab Karbala (HKAR) | General Assembly Meeting will be hold on Sunday 20/10/2024 at the AlAtta Islamic Bank hall to discuss financial statement of 2023 , treat the deficit . Trading has been suspend on Tuesday 15/10/2024 . |

| | |
|--------------------------------------|--|
| Iraqi Marketing Date (IIDP) | General Assembly Meeting will be hold on Saturday 27/10/2024 at the company to discuss financial statement of 202,2021,2022, treat the deficit, elect 5 new members of Administration council . Trading has been suspend on Tuesday 22/10/2024 . |
| Mamoura Realestate Investment (SMRI) | General Assembly Meeting will be hold on Sunday 27/10/2024 at the Bloom Hotel to elect 7 new members of Administration council . Trading has been suspend on Tuesday 22/10/2024 . |